Accents

Mutina

In italiano, l'accento consiste nell'aumento dell'intensità con cui viene pronunciata una sillaba. Mutina Accents fa riferimento all'azione di enfatizzare, accentuare, mettere in rilievo l'eccellenza dell'azienda in campo ceramico, per darne nuove declinazioni legate al mondo dell'architettura di interni.

In Italian, the accent consists in increasing the intensity with which a syllable is pronounced. Mutina Accents refers to the action of emphasizing, accentuating, highlighting the excellence of the company in the ceramic field, to give new variations related to the world of interiors architecture.

A new sight of Mutina, Accents

Mutina Accents introduce **un universo di prodotti complementari** di alta qualità, disegnati da OEO Studio, che incornicia e valorizza lo spirito dei rivestimenti ceramici Mutina. Materiali del tutto nuovi, quali il **legno** e il **metallo**, e straordinarie **pitture** vengono così affiancati alle collezioni del brand attraverso un gioco di colori ed **elementi architettonici** in armonia con lo spirito dell'azienda.

Mutina Accents introduces **a universe of high-quality complementary products**, designed by OEO Studio, which create around and enhance the spirit of Mutina ceramic tiles. Totally new materials such as **wood** and **metal**, along with **paints**, are thus placed side-by-side the collections of the brand, with an exciting use of colours and **architectural elements** which match the company's own spirit.

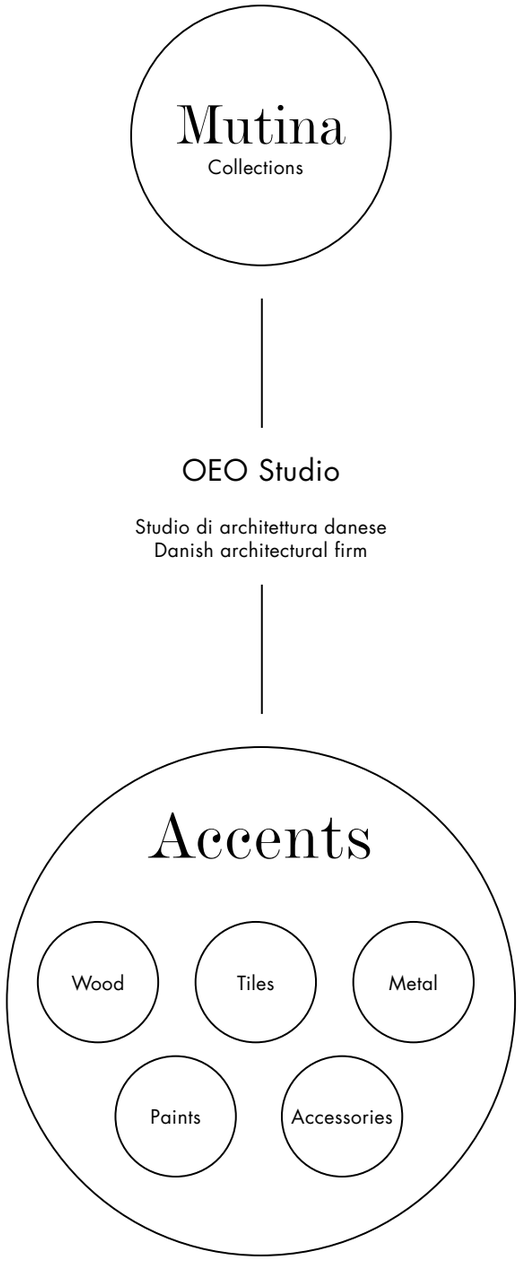

Accents
:
is

Tiles
+
Wood
Metal
Paints
+
Accessories

36 style suggestions

Mutina Accents vuole ridefinire l'approccio al mondo dell'interior design attraverso un racconto che si sviluppa in **36 diverse proposte di stile** (A.1 – A.36), partendo dalle superfici. Questo si traduce in infinite possibilità di combinazione: alle collezioni ceramiche Mutina vengono affiancati una gamma di pitture che si declinano in **20 varietà cromatiche** con differenti finiture e **8 elementi d'arredo** dalla grande versatilità, oltre a un range di **4 elementi architettonici** che include boiserie, battiscopa ed elementi divisori.

Mutina Accents aims at redefining the approach to the world of interior design through **36 different settings** (A.1 – A.36), starting from surfaces. This process offers an infinite number of possible combinations: Mutina ceramic collections are thus placed alongside with a range of paints available in **20 colours** with different finishes; in addition Mutina Accents features **8 extremely versatile furnishing accessories**, plus a range of **4 architectural elements** including panelling, skirting boards and space-dividing elements.

A.1

A.2

A.3

A.4

A.5

A.6

A.7

A.8

A.9

A.10

A.11

A.12

A.13

A.14

A.15

A.16

A.17

A.18

A.19

A.20

A.21

A.22

A.23

A.24

A.25

A.26



A.27

A.28

A.29

A.30

A.31

A.32

A.33

A.34

A.35

A.36

And that's how you can play with Mutina Accents

at Home

Living Room
p.23 – 31

Kitchen
p.33 – 41

Bathroom
p.43 – 51

Bedroom
p.53 – 61

Outdoor Space
p.63 – 71

at Work

Lounge Bar
p.74

Hotel Hallway
p.76

Restaurant
p.78

Hotel Lobby
p.80

Living Room



1	Tiles	Floor	Mews Lead		5	Paints	Matt	Coal
2	Tiles	Wall	Rombini Triangle Small Grey		6	Paints	Limetouch	Mountain
3	Wooden Elements	Skirting S	Dark oak		7	Paints	Matt	Moss
4	Metal Elements	L Profile horizontal	Black					

LIVING ROOM designed with Accents A.19



1	Tiles	Floor	Puzzle Faroe		5	Wooden Elements	Rectangular Skirting	Light oak
2	Tiles	Wall	Teknomosaico Cemento		6	Accessories	Rack 192	Light oak
3	Tiles	Wall	Cover Base White		7	Accessories	Mirror Large	Light oak
4	Wooden Elements	Skirting L	Light oak		8	Paints	Matt	Iron

LIVING ROOM designed with Accents A.9



1	Tiles	Floor	Pico Down Natural Gris		6	Accessories	Towel Rack Large	Black metal + Vegetable tanned leather
2	Tiles	Wall	Tierras Brick		7	Accessories	Towel Rack Tall	Black metal + Vegetable tanned leather
3	Wooden Elements	Skirting S	Dark oak		8	Paints	Limetouch	Mountain
4	Wooden Elements	Wall Panel 160	Dark oak		9	Paints	Matt	Sand
5	Accessories	Rack 192	Dark oak		10	Paints	Matt	Limestone

LIVING ROOM designed with Accents A.23



1	Tiles	Floor	Cover Base White	4	Wooden Elements	Skirting S	Dark oak
2	Tiles	Wall	Cover Daphne White	5	Paints	Matt	Earth
3	Tiles	Wall	Phenomenon Rain A Fango	6	Paints	Matt	Ivory

Kitchen

1	Tiles	Floor	Piano Blanc Bleu Vert	7	Metal Elements	L Profile horizontal	Grey
2	Tiles	Wall	Piano Blanc Bleu Vert	8	Accessories	Rack 192	Light oak
3	Tiles	Wall	Rombini Triangle Large Green	9	Accessories	Shelf Large	Light oak
4	Wooden Elements	Skirting S	Light oak	10	Paints	Matt	Chalk
5	Wooden Elements	Rectangular Skirting	Light oak	11	Paints	Matt	Moss
6	Wooden Elements	Wall Panel 100	Light oak	12	Paints	Limetouch	Moss

1	Tiles	Floor	Flow Dark Grey		6	Accessories	Shelf Large	Light oak
2	Tiles	Wall	Numi Slope A		7	Paints	Limetouch	Flour
3	Tiles	Wall	Déchirer XL Avana		8	Paints	Matt	Terra
4	Wooden Elements	Skirting S	Light oak		9	Paints	Matt	Pearl
5	Wooden Elements	Skirting L	Light oak					

1	Tiles	Floor	Déchirer Decor Grigio
2	Tiles	Wall	Déchirer Decor Grigio
3	Tiles	Wall	Teknomosaico Black
3	Tiles	Wall	Teknomosaico Black
4	Wooden Elements	Rectangular Skirting	Dark oak
5	Wooden Elements	Skirting S	Dark oak
6	Wooden Elements	Wall Panel 160	Dark oak
7	Metal Elements	L Profile corner	Black
8	Accessories	Cabinet Large	Black metal + Vegetable tanned leather
9	Accessories	Rack 192	Dark oak
10	Paints	Matt	Chalk



1	Tiles	Floor	Déchirer Decor Bianco	5	Metal Elements	L Profile horizontal	Black
2	Tiles	Wall	Diarama Chalk	6	Accessories	Screen	Light oak
3	Tiles	Wall	Diarama Dusk	7	Paints	Matt	Pearl
4	Wooden Elements	Skirting L	Light oak				

Bathroom



1	Tiles	Floor	Déchirer Neutral Nero	6	Metal Elements	L Profile corner	Black
2	Tiles	Wall	Déchirer Neutral Nero	7	Accessories	Rack 192	Dark oak
3	Tiles	Wall	Tex Black	8	Accessories	Mirror Small	Dark oak
4	Tiles	Wall	Tex Black + Tex Runner 7 (Black + Grey & White)	9	Paints	Matt	Coal
5	Metal Elements	L Profile horizontal	Black	10	Paints	Matt	Ivory

BATHROOM designed with Accents A.14

1	Tiles	Floor	Piano Blanc Rose
2	Tiles	Wall	Piano Blanc Rose
3	Tiles	Wall	Mews Fog
4	Wooden Elements	Rectangular Skirting	Light oak
5	Metal Elements	L Profile horizontal	Grey
6	Accessories	Rack 72	Light oak
7	Accessories	Rack 192	Light oak
8	Accessories	Towel Rack Tall	Black metal + Vegetable tanned leather
9	Accessories	Mirror Small	Light oak
10	Paints	Limetouch	Flour
11	Paints	Matt	Pearl



1	Tiles	Floor	Cover Base White
2	Tiles	Wall	Bas Relief Code Bianco
3	Tiles	Wall	Rombini Triangle Large White
4	Wooden Elements	Skirting S	Light oak
5	Accessories	Rack 192	Light oak
6	Accessories	Mirror Small	Light oak
7	Paints	Matt	Yarn
8	Paints	Matt	Ivory

BATHROOM designed with Accents A.27

1	Tiles	Floor	Déchirer (la Suite) Trace Cemento		6	Accessories	Rack 192	Dark oak
2	Tiles	Wall	Azulej Cubo Nero		7	Accessories	Towel Rack Large	Black metal + Vegetable tanned leather
3	Tiles	Wall	Azulej Trama Nero		8	Accessories	Cabinet Large	Black metal + Vegetable tanned leather
4	Wooden Elements	Rectangular Skirting	Dark oak		9	Accessories	Mirror Small	Dark oak
5	Metal Elements	L Profile horizontal	Black		10	Paints	Matt	Pearl

Bedroom

BEDROOM designed with Accents A.2

1	Tiles	Floor	Folded XL				
2	Tiles	Wall	Phenomenon Rock Bianco	8	Accessories	Cabinet Large	Black metal + Vegetable tanned leather
3	Wooden Elements	Skirting L	Light oak	9	Accessories	Mirror Large	Light oak
4	Wooden Elements	Wall Panel 160	Light oak	10	Accessories	Screen	Light oak
5	Wooden Elements	Rectangular Skirting	Light oak	11	Paints	Limetouch	Flour
6	Metal Elements	L Profile horizontal	Grey	12	Paints	Matt	Pearl
7	Accessories	Rack 192	Light oak				



1	Tiles	Floor	Bas Relief Code Nero
2	Tiles	Wall	Cover Bouclé Black
3	Wooden Elements	Skirting L	Dark oak
4	Wooden Elements	Wall Panel 160	Dark oak
5	Metal Elements	L Profile horizontal	Black
6	Accessories	Rack 192	Dark oak
7	Accessories	Cabinet Small	Black metal + Vegetable tanned leather
8	Accessories	Cabinet Large	Black metal + Vegetable tanned leather
9	Accessories	Screen	Dark oak
10	Paints	Limetouch	Moss
11	Paints	Matt	Pearl

BEDROOM designed with Accents A.28

1	Tiles	Floor	Déchirer (la Suite) Trace Cenere
2	Tiles	Wall	Phenomenon Honeycomb B Grigio
3	Wooden Elements	Rectangular Skirting	Dark oak
4	Metal Elements	L Profile horizontal	Black
5	Accessories	Rack 72	Dark oak
6	Accessories	Mirror Small	Dark oak
7	Paints	Matt	Pearl
8	Paints	Matt	Limestone

1	Tiles	Floor	Tape Grainy Black	7	Metal Elements	L Profile horizontal	Black
2	Tiles	Floor	Tape Grainy Half Black	8	Accessories	Rack 192	Dark oak
3	Tiles	Floor	Tape Base Black	9	Accessories	Cabinet Small	Dark oak
4	Tiles	Wall	Tape Base Black	10	Accessories	Cabinet Large	Dark oak
5	Tiles	Wall	Tape Mesh Half Black	11	Paints	Matt	Graphite
6	Tiles	Wall	Tape Mesh Black	12	Paints	Matt	Yarn

Outdoor Space

1	Tiles	Floor	Pico Up Natural Gris
2	Tiles	Wall	Pico Up Natural Gris
3	Metal Elements	L Profile horizontal	Black

1	Tiles	Floor	Puzzle Edge Stone	
2	Tiles	Floor	Folded XL	
3	Tiles	Wall	Folded XL	
4	Metal Elements	L Profile horizontal	Grey	
5	Metal Elements	L Profile corner	Grey	

OUTDOOR SPACE designed with Accents A.10

1	Tiles	Floor	Déchirer Neutral Nero
2	Tiles	Wall	Phenomenon Honeycomb A Nero
3	Tiles	Wall	Déchirer XL Grafite

1	Tiles	Floor	Cover Base White
2	Tiles	Floor	Tape Cobble Brown
3	Tiles	Wall	Tape Base White
4	Tiles	Wall	Tape Cobble Half White
5	Tiles	Wall	Tape Cobble White
6	Metal Elements	L Profile horizontal	Grey
7	Metal Elements	L Profile corner	Grey

at Work

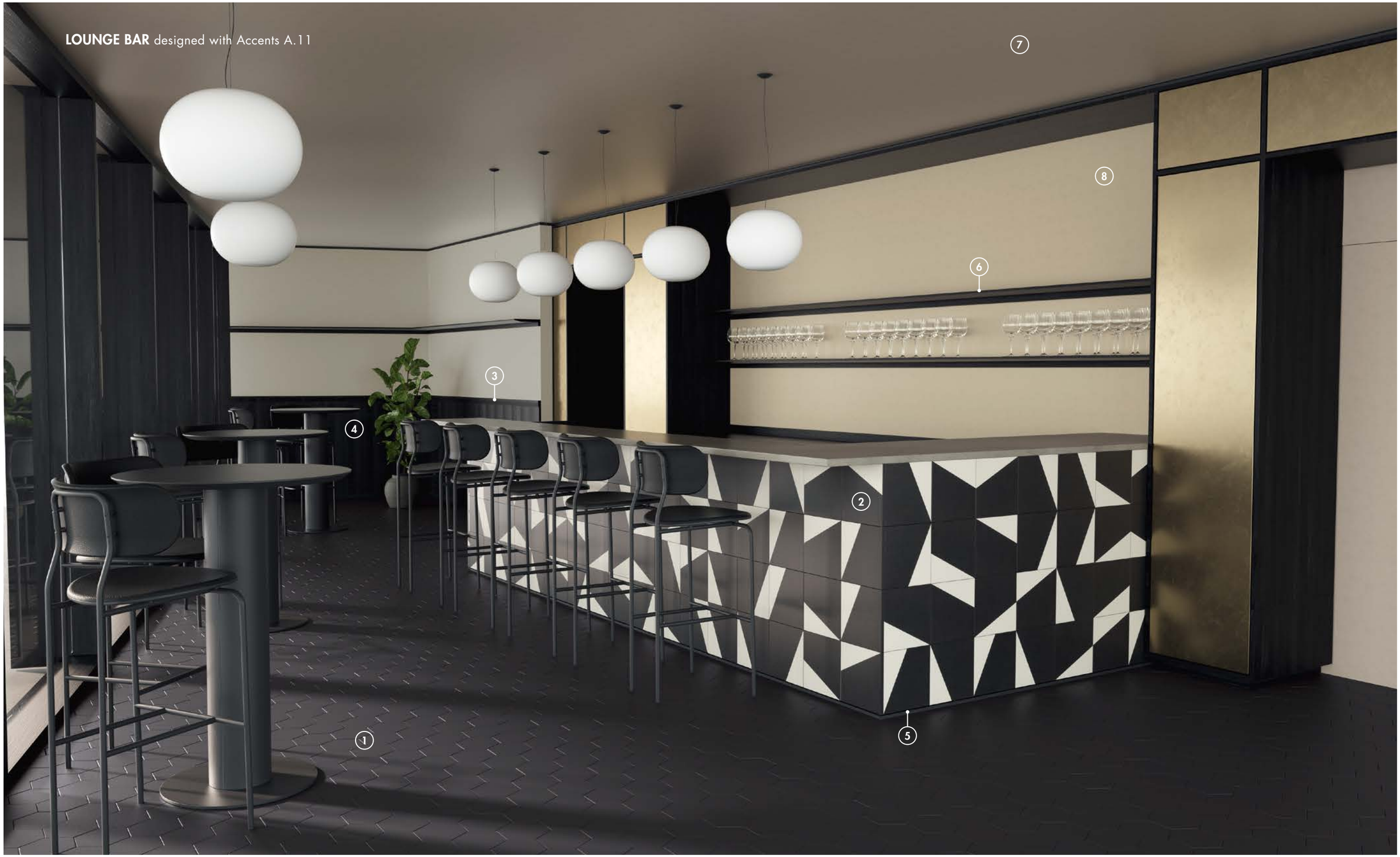

1	Tiles	Floor	Phenomenon Hexagon Nero
2	Tiles	Wall	Puzzle Edge Coal
3	Wooden Elements	Skirting S	Dark oak
4	Wooden Elements	Wall Panel 100	Dark oak
5	Metal Elements	L Profile horizontal	Black
6	Accessories	Shelf Large	Dark oak
7	Paints	Matt	Limestone
8	Paints	Matt	Yarn

HOTEL HALLWAY designed with Accents A.20

1	Tiles	Floor	Tex White	5	Wooden Elements	Skirting L	Light oak
2	Tiles	Floor	Tex Grey	6	Wooden Elements	Wall Panel 160	Light oak
3	Tiles	Wall	Puzzle Clay	7	Paints	Matt	Sand
4	Wooden Elements	Skirting S	Light oak				



1	Tiles	Floor	Lane Poly Black
2	Tiles	Wall	Cover Base Black
3	Wooden Elements	Skirting S	Dark oak
4	Wooden Elements	Wall Panel 100	Dark oak
5	Metal Elements	L Profile horizontal	Black
6	Metal Elements	L profile corner	Black
7	Accessories	Rack 192	Dark oak
8	Paints	Matt	Moss

1	Tiles	Floor	Flow White	
2	Tiles	Wall	Azulej Combination Bianco	
3	Tiles	Wall	Folded XL	
4	Metal Elements	L Profile horizontal	Grey	
5	Accessories	Shelf Large	Light oak	
6	Paints	Matt	Ivory	

Abaco

Tiles

design by Edward Barber & Jay Osgerby, Ronan & Erwan Bouroullec, Konstantin Grcic, Raw Edges, Hella Jongerius, Inga Sempé, Patricia Urquiola, Tokujin Yoshioka.

AZULEJ by Patricia Urquiola


BAS-RELIEF by Patricia Urquiola

CERAMICA by Silvia Giacobazzi

COVER by Patricia Urquiola

DÉCHIRER by Patricia Urquiola

DÉCHIRER LA SUITE by Patricia Urquiola

DÉCHIRER XL by Patricia Urquiola


DIARAMA by Hella Jongerius

FLOW by Mutina

FOLDED XL by Raw Edges


LANE by Barber & Osgerby

MEWS by Barber & Osgerby

NUMI by Konstantin Grcic

PHENOMENON by Tokujin Yoshioka


PIANO by Ronan & Erwan Bouroullec


PICO by Ronan & Erwan Bouroullec

PRIMAVERA by Barber & Osgerby

PUZZLE by Barber & Osgerby

ROMBINI by Ronan & Erwan Bouroullec

TAPE by Raw Edges

TEKNOMOSAICO by Mutina


TEX by Raw Edges

TIERRAS by Patricia Urquiola

TRATTI by Inga Sempé

Wooden Elements

design by OEO Studio

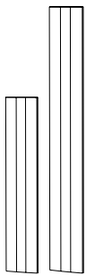

WALL PANEL 100/160
Light oak/Dark oak
2 x 19,8 x 100 (H) cm
2 x 19,8 x 160 (H) cm

WALL PANEL CORNER 100/160
Light oak/dark oak
1,5 x 10 x 100 (H) cm
1,5 x 10 x 160 (H) cm

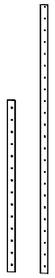

MOUNTING PIECE 100/160
Raw wood
0,9 x 3,7 x 100 (H) cm
0,9 x 3,7 x 160 (H) cm

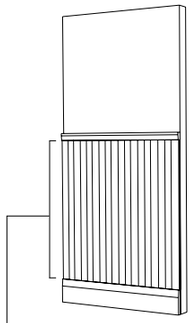

Wall Panel e Wall Panel Corner sono venduti solo in abbinamento a Mounting Piece e Skirting S, Skirting L, Rectangular Skirting o Rack

Wall Panel and Wall Panel Corner are only sold in combination with Mounting Piece and Skirting S, Skirting L, Rectangular Skirting or Rack

RECTANGULAR SKIRTING
Light oak/Dark oak
2,5 x 6 (H) x 240 (L) cm

SKIRTING L
Light oak/Dark oak
2,5 x 19,8 (H) x 240 (L) cm

SKIRTING S
Light oak/Dark oak
3 x 6 (H) x 240 (L) cm

END PIECE S
Black painted metal
3 x 6 (H) x 0,2 cm

END PIECE RECTANGULAR
Black painted metal
2,5 x 6 (H) x 0,2 cm

END PIECE L
Black painted metal
2,5 x 19,8 (H) x 0,2 cm

finishing

Light oak

Dark oak

Wall Panel

Rectangular Skirting

Skirting S

Skirting L

Metal Elements

design by OEO Studio

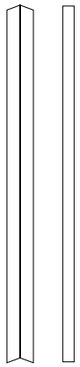

L PROFILE HORIZONTAL
Aluminium profile powder coating
2,5 x 2,5 x 100 (L) cm

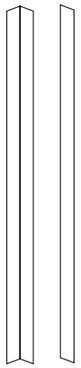

L PROFILE CORNER
Aluminium profile powder coating
2,5 x 2,5 x 100 (L) cm

L CAP HORIZONTAL
Resin
2 x 2,5 x 1,9 (H) cm

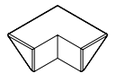

L CAP CORNER
Resin
4,8 x 2,5 x 1,9 (H) cm

finishing

Grey (RAL 7047)

Black (RAL 9004)

L Profile Horizontal + L Profile Corner



L Profile Horizontal



L Profile Corner



L Profile Corner

Paints

design by OEO Studio

20 colors

MATT idropittura super opaca/super matt water-based paint
SATIN smalto murale super lavabile/wall gloss super washable emulsion

CHALK
YARN
SAND
IVORY
PEARL
PEBBLES
LIMESTONE
MOSS
SLATE
GRAPHITE
IRON
COAL
MIST
PINE
ARCTIC
OLIVE
OXIDE
EARTH
TERRA
CLAY

6 colors

LIMETOUCH rivestimento decorativo colorato a base di calce/colored lime-based decorative coating

FLOUR
CHALK
LIMESTONE
MOUNTAIN
MOSS
COKE

LIMETOUCH prodotti complementary/complementary products

LIMEBASE
ancorante riempitivo per Limetouch
pigmented primer for Limetouch

LIMECOAT
protettivo idrorepellente trasparente per Limetouch
water repellent protective coating for Limetouch

Matt

Satin

Limetouch

Limetouch

Accessories

design by OEO Studio

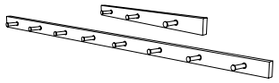

RACK 72/192
Light oak/Dark oak
2,5 x 6 (H) x 72 (L) cm | 2,5 x 6 (H) x 192 (L) cm

SHELF SMALL/LARGE
Light oak/Dark oak
2,5 x 23 x 60 (L) cm | 2,5 x 23 x 120 (L) cm

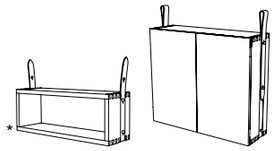

CABINET SMALL/LARGE
Light oak/Dark oak + Vegetable tanned leather
14,7 x 48 x 17,5 (H) cm | 14,7 x 48 x 40,5 (H) cm
*venduto solo in abbinamento a Cabinet Large
only sold in combination with Cabinet Large

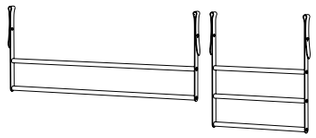

TOWEL RACK LARGE/TALL
Black Metal + Vegetable tanned leather
40,5 (H) cm x 95 (L) cm | 53,4 (H) cm x 47 (L) cm

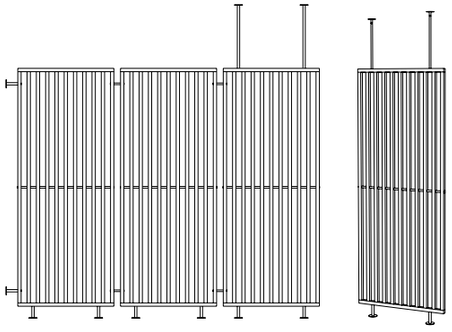

SCREEN
Light oak/Dark oak
2,8 x 80 x 210 (H min) – 315 (H max) cm
note: the height can be adjusted on site. Both installation option
on wall and installation option on ceiling are included in the same box.

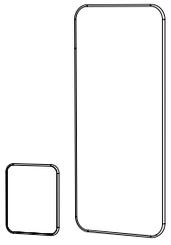

MIRROR SMALL/LARGE
Light oak/Dark oak
2 x 42 x 50 (H) cm | 2 x 62 x 142 (H) cm

finishing

Light oak

Dark oak

Rack 192

Shelf Large

Cabinet Small, Cabinet Large

Towel Rack Tall

Screen

Mirror Small

Mutina
+
OEO Studio

Mutina + OEO Studio

Fondato nel 2003 a Copenhagen da Thomas Lykke e Anne-Marie Buemann, OEO Studio si distingue per le proprie doti eclettiche e la forte connessione tra design e artigianato. Qualità che, combinate allo sguardo sempre rivolto al contesto internazionale e alla forte capacità di intuire le necessità del cliente, diventano essenziali nella realizzazione di progetti di architettura d'interni, design di prodotto e brand innovation.

La collaborazione tra Mutina e OEO Studio nasce proprio da una grande armonia, un reciproco interesse che trova espressione nel nuovo progetto Mutina Accents, che vuole ridefinire l'approccio al mondo dell'interior design partendo dalle superfici.

"Mutina Accents è un punto di vista, uno sguardo rivolto all'architettura contemporanea con la necessità di raccontare una storia, la nostra storia. È il secondo capitolo, sviluppatosi spontaneamente, un esito meraviglioso dell'incontro con OEO Studio, che si concretizza nella fusione tra la ceramica, la nostra eccellenza, e nuovi materiali che diventano mondi unici: il nostro futuro."

Massimo Orsini, CEO Mutina

Founded in 2003 by Thomas Lykke and Anne-Marie Buemann, the Copenhagen-based OEO Studio stands out for its eclecticism and strong passion for design and craft. These qualities, combined with a global outlook and the great ability to intuit the client's needs, become fundamental to realise interior architecture, product design and brand innovation projects.
The collaboration between Mutina and the Danish architectural firm came about thanks to the great harmony and mutual interest that unite them, which is expressed in the brand new Mutina Accents project, which aims to redefine the approach to the world of interior design starting from surfaces.

"Mutina Accents is a point of view, a gaze on contemporary architecture with the need of telling a story, our story. It is a natural second chapter of what we achieved so far, a wonderful outcome of the encounter with OEO Studio, that focuses on the fusion between ceramics, our expertise, and new materials that become unique worlds, our future."

Massimo Orsini, CEO Mutina

For information and project inquiries
accents@mutina.it

CREDITS

Art direction: Alla Carta Studio
Graphic design: Matteo Pastorio
Text: Mutina
Images: OEO Studio
Illustration: Lianne Nixon
Printed and bound in Italy. May 2019.

All the rights are reserved.
Not any part of this work can be reproduced in any way without the preventive written authorization by Mutina. All work is copyrighted © to their respective owners.

To discover more about Mutina collections visit mutina.it

Ceramiche Mutina Spa
Via Ghiarola Nuova 16
41042 Fiorano MO, Italia
T +39 0536812800
F +39 0536812808
info@mutina.it
www.mutina.it

© Mutina 2018

MIX
Paper from responsible sources
FSC® C102706